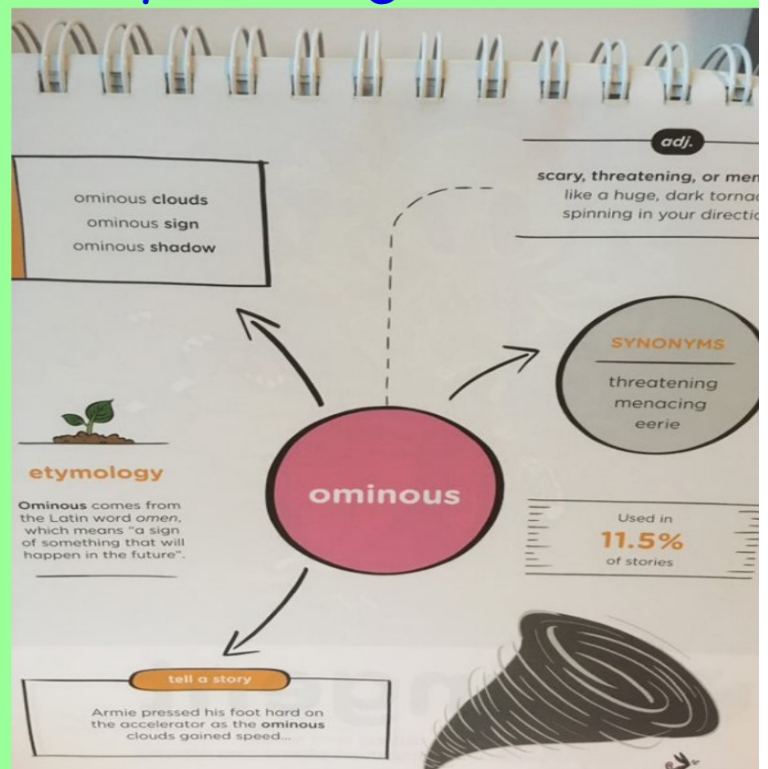



5 mins

Monday 29th November

LO: To write descriptively about a character.



5 mins

Monday 29th November

LO: To write descriptely about a character.

Fluency of skills

Conjunctions

Write 'and' or 'but' in the space to complete the sentences.

Axel put the egg on his bed _____ wrapped it in a blanket.
He looked after it in the day _____ he looked after it at night.

Fluency of skills

Apostrophes for contractions

Rewrite the underlined words using the apostrophe for contraction.

I have not been so humiliated in all my life! I have been outside this castle all night
in the rain.

As a class, let's write a sentence that includes noun phrases modified by adjectives and prepositional phrases.

10 mins



Can you write one now on your whiteboard?

The grumpy, old Grinch on his shiny, red chair was deep in thought.

The colourful, bright lights on the back of the chair, flickered quickly.

You will also need to include a possessive apostrophe in your character description.

5 mins



What belongs to the Grinch or Max?

Let's put the possessive apostrophe into a description sentence

The Grinch's red hat sits on top of his head.



What have I done well?

Grinning wildly from ear to ear, the

mischevious feline perches on the ancient,

rotting tree. The pink and purple stripes

on the cat mesmerises Alice as they spoke. Disappearing slowly, the cat's

facial features were floating curiously through the mysterious forest. His

luminous, golden eyes detach and spin continuously which confuses

everyone he comes into contact with.

Where have I included a possessive apostrophe? Why have I included it?



modified by adjectives and
positional phrases

the stick in his hand

glasses on his nose

scarf around his

Create a word bank

adjectives

wiry *ancient*

wrinkled

unpleasant

vacant *hideous*

knitted

burgandy

golden

expensive

20 mins writing

powerful verb

grimacing

scowling

grasping

clutching

floating

glowing

burning

interesting sentence starts

Staring vacantly,

Scowling fiercely,

possessive apostrophe

Scrooge's stare

candle's flame

houses' lights

Plenary

10 mins

Colour code where you have included these features:

- possessive apostrophe
- noun phrase modified by adjectives and prepositional phrase

In a third colour, underline a sentence you are proud of.

5 mins

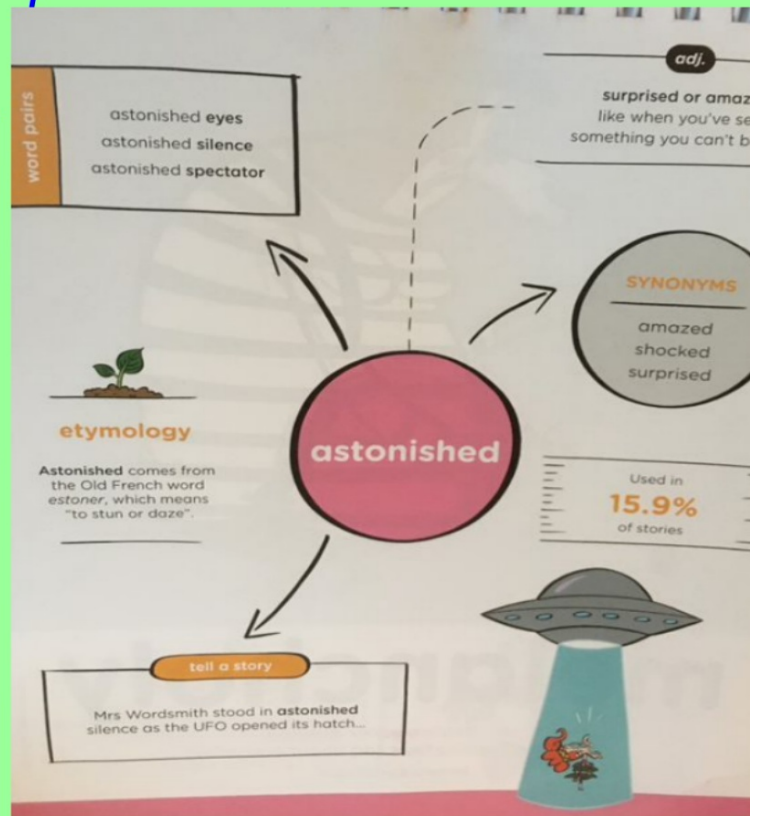
Tuesday 30th November

LO: To accurately punctuate direct speech.



astonished

adj. surprised or amazed
like when you've seen something you can't believe



5 mins

Tuesday 30th November

LO: To accurately punctuate direct speech.

Fluency of skills

Question marks and exclamation marks

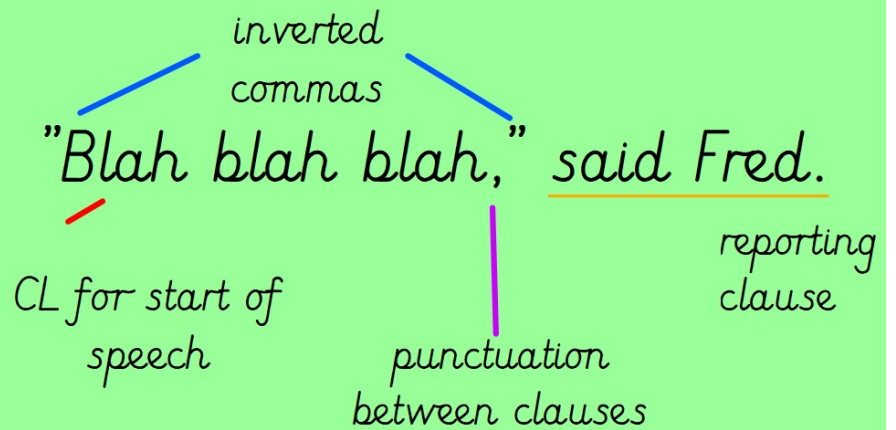
Complete the sentences below, using full stops, question marks and exclamation marks.

Where is my horse?
I am ready for battle
I am really scared

10 mins



Simple way to write dialogue:



Have a go:

"DENNIS!!" exclaimed Dennis' mum, "What are you doing?"

5 mins

Make it more interesting:

- Add narration (what the character is doing, how they speak, where they are...)
- Start with the reporting clause (said bit)



Have a go:

Dennis cheekily replied, "I'm bored, so I'm sawing the kitchen table in half for a laugh."

5 mins


Watch the scene and add notes to help with the narration. What are the characters doing? Where are they? How do they speak?

“Nothing!”

Ho,ho,ho! Come in and know me better man. Come in and know me better! Did I already say that?

You did, yes.

I am the Ghost of Christmas Present!



Scrooge

Spirit/Ghost of Christmas Present

20 mins

Write the scene using direct speech.



Remember:

- Inverted commas around the words they say
- Capital letters at the start of speech
- Punctuation at the end of speech
- Commas between clauses
- better words for said

Editing

10 mins

inverted commas

around spoken
words

punctuation

inside " "
commas between
clauses

Capital letters

names, start of
sentences, start
of speech

best words

thesaurus,
said synonyms
sheet

narration

tell the story
between the
dialogue

Wednesday 1st December

LO: To write the opening to a story.



turbulent

adj. violent and unstable

plane that gets knocked around by heavy clouds

word pairs

- turbulent flight
- turbulent water
- turbulent history

etymology

Turbulent comes from the Latin word *turbulentus*, which means "wild, confused, or stormy".

turbulent

tell a story

It was a very turbulent flight and Armie clung on for dear life...

Wednesday 1st December

LO: To write the opening to a story.

Fluency of skills

Apostrophes for contractions

Use words using the apostrophe for contraction.

Now I am chilled to the bone. I do not care that I am rescuing the princess from the dragon.

Fluency of skills

Commas after fronted adverbials

Rearrange the sentence so that it starts with a fronted adverbial.

The serving girl carelessly spilt the wine over the princess.
Now write your own sentence using a fronted adverbial and comma placement.

When writing a story it is very important to set the scene at the very beginning. This is where you use exciting adjectives and adverbs to interest the reader and help them to visualise the scene.

Close your eyes and listen to a setting description...





Watch and stop at 0: 48 seconds

Can we put these fronted adverbials in the correct box?

In the dead of night,

Quietly,

Deep inside the valley,

Walking slowly,

In the distance,

As the sun rose,

Along the vast horizon,

Falling clumsily,

At midnight,

Looking curiously,

Inside the village,

How

When

Where



Editing!

The saurus

Replace any boring words with an exciting alternative.

Fronted adverbials

How

When

Where

correct punctuation

Use a black pen to edit and improve.