

# Lesson 1: Words and pictures

Year 3 – Creating media – Desktop publishing



# Lesson 1: Words and pictures

## To recognise how text and images communicate information

- I can explain the difference between text and images
- I can explain that text and images can communicate messages clearly
- I can identify the advantages and disadvantages of using text and images

Text = Writing  
Pictures

Images =



We see text and images used in many different places in the world around us.

# We can communicate using text or images

Image



Text

**UNDER  
CONSTRUCTION!**

Text and images




Which do you think is the best way to communicate a message?

Text, images, or both?

**Think, pair, share.**

# Guess the sign: Can you guess what these signs mean?

You are about to see some different images. Can you work out what they mean?



What does this sign mean?



What does this sign mean?



What does this sign mean?





What does this sign mean?



What does this sign mean?























What does this sign mean?



# What does it mean?

## Introduction

Look at the signs below. Write down what you think they mean. Circle the emojis to show whether you found it easy 😊, medium 😐, or difficult 😞 to work out what each sign meant. Think about your reasons.

1.		2.		3.		4.		5.	
									
6.		7.		8.		9.		10.	
									

# Advantages



Images	Text	Images and text
<ul style="list-style-type: none"><li>• You don't need to be able to read</li><li>• They can be quick to understand</li><li>• You can see them from a distance</li></ul>	<ul style="list-style-type: none"><li>• You can add more detail</li></ul>	<ul style="list-style-type: none"><li>• You can appeal to more people (e.g. those who can and cannot read)</li></ul>

# Disadvantages



Images	Text	Images and text
<ul style="list-style-type: none"><li>• Some images can be hard to understand</li></ul>	<ul style="list-style-type: none"><li>• You have to be able to read</li><li>• You have to be able to speak the language</li><li>• Some people might be put off reading long pieces of text</li></ul>	<ul style="list-style-type: none"><li>• Sometimes having two things to think about can slow down the time you take to understand the message</li></ul>

# Words and pictures

Which of these stop signs do you find the most helpful and why?

1.



2.



3.



## How confident are you? (1-3)

- I can explain the difference between text and images
- I can explain that text and images can communicate messages clearly
- I can identify the advantages and disadvantages of using text and images

**3 - Very confident**



**2 - Unsure**



**1 - Not confident**





## Next lesson

### In this lesson, you...

Recognised how text and images convey information

### Next lesson, you will...

Choose appropriate page settings and find out about placeholders