




# Wrockwardine Wood C of E Junior School

## 'Wrockers' Weekly

This Half Terms Value — Compassion

Friday 19th September 2025



### Supporting Families Through the PINS Project: A meeting with PODS

This week, our school had the privilege of joint hosting a deeply meaningful meeting as part of the PINS (Parent Inclusion and Nurture Support) project, where families came together to explore how PODS (Parents Opening Doors) can offer practical and emotional support for children and their families with neurodiversity and special educational needs.

This was a moment of connection, understanding, and empowerment. Parents were invited to share their experiences, challenges, and hopes for their children in a safe and welcoming space. Representatives from PODS led the discussion with warmth and expertise, offering insights into the wide range of services available—from peer support groups and advocacy to workshops on navigating EHCPs and accessing local resources.

As a school, we remain committed to fostering inclusive environments where every child—and every family—is supported. We're proud to collaborate with initiatives like PINS and organ-

isations like PODS, who champion the voices of parents and carers.

For those who couldn't attend, we'll be sharing resources and future event dates soon. In the meantime, if you'd like to learn more about PODS or get involved with the PINS project, please don't hesitate to reach out

[Home - Together We Can Make a Difference](#)

### PE Tops

Our very popular blue and black PE tops are now available on ParentPay to purchase for a limited time only. These are not a uniform requirement but can be bought as an additional item and have proved very popular. We don't stock these in school and have to order them in as required so they may take a few weeks for delivery once ordered on ParentPay. Any questions, please ask or see ParentPay for details. Many thanks.

### Dates for your Diary

#### Tues 23rd Sept

Year 6 Parents  
Presentation SATS  
preparation 3:00 pm

#### Mon 29th Sept

Skip2BFit whole  
school workshop—  
Children to wear PE  
kit on this day

#### Mon 6th Oct

Tudor Workshop in  
school—Year 5.  
Please see ParentPay

#### Wed 8th Oct



1066 Workshop in  
school—Year 4.  
Please see ParentPay

#### Thurs 9th Oct

WW1 Workshop in  
school—Year 6.  
Please see ParentPay

#### Friday 24th Oct

Break up normal day.

Achievement Award 6S	TA Award	Star of the Week		Headteacher Award
Joshua	Nevaeh & Thomas	Lily H	5B	Mia U
Jasleen		Ethan	5G	
Wade		Tony	6KS	
Elsie		Charlie H	6S	
Harvey				
Isabella				



#### Class Time slots

9-9:30 - 4M

9:30 - 10:00 4D

10:00 - 10:30 3H

11:00 - 11:30 3LB

1:15 - 1:40 - 5B

1:40 - 2:05 - 5H

2:05 - 2:30 - 6S

2:30 - 2:55 - 6KS

On Friday 26<sup>th</sup> September, we will be hosting a Macmillan Coffee Morning in [order to](#) raise some money for this fantastic charity.

We would be extremely grateful for donations of cakes to sell on this day. Please could these be sent in with your child in the following weeks, ready for the coffee morning on the 26<sup>th</sup>.

You are invited to attend our coffee morning to sit with your child and enjoy a drink and a cake during your child's allocated class time slot 😊

Thank you for your support and we look forward to welcoming you into school soon!



On Wednesday, Year 6 had some visitors in school: Loudmouth. We watched a performance called

'Helping Hands' to help keep us safe. We learnt about how to stay safe in difficult and challenging

situations. Using the rule 'HANDS', we know how to always stay safe. Our visitors were really engaging and gave us lots of ideas how to stay safe and who to go to if we feel unsafe.

After the performance, we went back to our classrooms to complete a workshop. We were able to ask questions and share what we had learnt. Through acting, different scenarios were shown and we were able to give advice and question decisions that were made. We created a 'hands, personal network' to help us remember who we can trust to talk to, to keep us safe. When they left, they handed out little cards to remind us of what they had taught us. Year 6



**loudmouth**  
education & training through theatre



#### Fun at Forest School 6S

6S enjoyed their first sunny Forest School of the year. We made art work with the beautiful leaves fallen from the trees followed by making green man clay sculptures with resources from the forest school area.





### Attendance Update

3H	97.04%
3LB	96.80%
4D	93.89%
4M	95.16%
5B	96.77%
5G	98.39%
6KS	94.83%
6S	94.00%

A fantastic start to the new term with all of our classes above or in line with national attendance. Please do not hesitate to contact us if you require support with attendee. Well done.



### MFL Phrase of the Week!

Here is our French phrase of the week!

We hope you enjoy practising and learning it at home!



As-tu des animaux ?

Do you have any pets?



twinkl



## Create a piece of art of Nala!

You can use any medium you would like (paint, pencil, colour, collage, digital, 3D etc) The artwork can be as big as you like.

The plan is for an exhibition to take place of all the artworks that are submitted to celebrate your hard work.

There will be an opportunity for the Arts Council and the Link Governor to vote for the winners.

The winning artworks and runners up will be displayed in the school.

**All artworks must be given to Miss Byrne.**

Include on the back of your artwork your name and year group.

**BE AS CREATIVE AS YOU CAN!!**

**The closing date for entries is Friday 24<sup>th</sup> October**

### Active Families!

Here is an idea for a quick, active and fun activity you could carry out with your family this weekend! We hope you enjoy!

## Ballers



**What you need:** 1 ball, 1 wall, 4 markers and 2 players, a timer

### How to play:

- **Throwing:** Throw the ball against a wall and catch the rebound. How many can you catch in 1 minute?
- **Catching:** Stand opposite a partner. Each successful catch earns a point. How many points can you earn in 1 minute?
- **Dribbling:** Dribble around markers placed in a zigzag pattern. Time how long it takes to complete the course without touching the markers. Can you beat your own time with each attempt?
- **Kicking:** Set up a goal using two markers and practise kicking into the goal from different distances. Take turns to be the goal keeper. How many goals can you score in 1 minute?



© Copyright Get Set 4 Education Ltd.

[www.getset4education.co.uk](http://www.getset4education.co.uk)

### The Wrockwardine Wood CE Junior School "Living life in all its fullness" challenge.

This week's challenge is to:

**Emulate a famous piece of art work**

We would love to see your photos please email them to:

a3129@telford.gov.uk or DoJo to your class teacher.

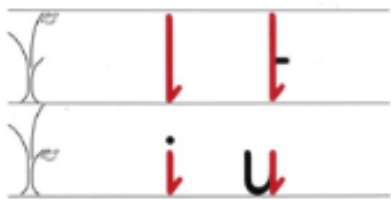




# Kinetic Letters


We are very excited to let you know about our new handwriting scheme called Kinetic Letters! Kinetic Letters is a programme which teaches children how to form letters quickly, correctly and with confidence. We build on the handwriting strategies that the children have learnt at infant school through the Kinetic Letters approach. The letters are split up into families which help the pupils to correctly form each of the 26 letters of the alphabet, with the aim of creating 'automaticity' which will result in the children being able to write automatically and only having to think about 'what' they're writing, not 'how' they're writing it! Please see some information about the letter families below:

## Window Cleaner Family



© Copyright Margaret Wilson and David Wilson 2014

## Jumper Family



© Copyright Margaret Wilson and David Wilson 2014

## Abacadabra Family



Pull around and Push. abacadabra



© Copyright Margaret Wilson and David Wilson 2014

## Fisher Family



© Copyright Margaret Wilson and David Wilson 2014

## Slider Family



© Copyright Margaret Wilson and David Wilson 2014

## Special Squirter



Push across.  
Up. Pull around and Push  
(along the ground)



© Copyright Margaret Wilson and David Wilson 2014

**Year 7 Reunion!** We absolutely loved seeing last year's year 6 during our reunion on Thursday evening! It was lovely to see them looking so smart and grown up and hear how they are getting on and to see some lovely parents too! Thank you parents for supporting this event and well done year 7s, we're really proud of you!



# E Safety Sup-

## Keeping Your Child Safe on the Internet

Children are never too young for regular chats about keeping safe online. Many young children are using computers, tablets and their parent's smart phones. The Internet can be a fun and educational tool to explore together but it is important to make informed choices to keep your child safe.

- Set parental controls on your home broadband. Most Internet enabled devices will allow you to set parent controls, allowing you to manage what your child sees and who they can communicate with.
- Remember that children can gain access to the Internet through laptops, PCs, tablets, smart phones and TVs. It is important to ensure parental controls are set on all of the devices your child may access.
- Set passwords on all of your Internet-enabled devices and make sure that you do not share these with your child. This way you can be in control of when and where they can use the Internet.
- Only allow children access to the Internet in family areas. This way you can keep an eye on what your child is doing and it allows you to enjoy the Internet together.
- Set the home screen of the web browser to a child friendly site that your child enjoys.
- Allow your child to use only child-safe search engines. These will allow your child to search the Internet without the worry that they will come across something inappropriate or scary.

Remember that the Internet is an amazing tool that will be a huge part of your child's life. Encourage your child to ask if they are unsure and never talk to people they don't know. Educating your child on how to stay safe online will keep them safe now and in the future.

